


LPCI-3488A/PXI-3488

High-Performance IEEE488 GPIB Interface Cards

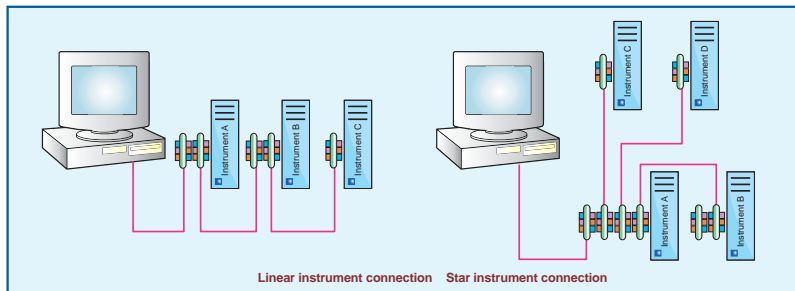
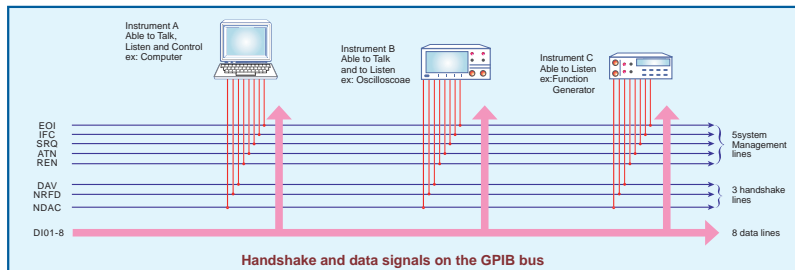
Features

- Fully compatible with the IEEE 488 standard
 - Supports a 32-bit 3.3V or 5V PCI bus
 - PXI specification Rev. 2.2 compliant (PXI-3488)
 - Up to 1.5MB/s data transfer rates
 - Built-in FIFO for read/write operations
 - Provides APIs compatible with NI-488.2 driver software*
 - Supports industrial-standard VISA library
 - Interactive utility for testing and diagnostics
- **Operating Systems**
- Windows 98/ 2000/XP/2003
- **Recommended Software**
- VB/VC++/BCB/Delphi
 - LabVIEW*
 - LabWindow/CVI*

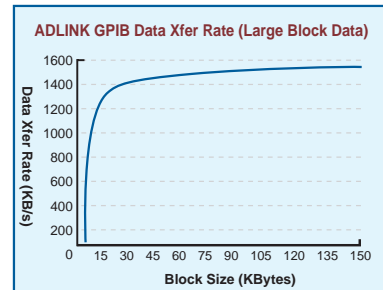
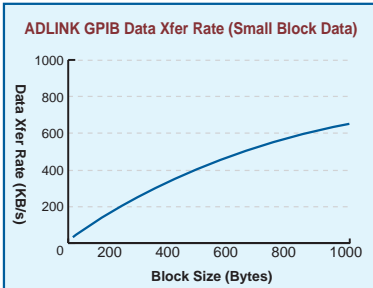


Introduction

The IEEE488 standard, also known as GPIB, is a bus interface that connects instruments with a computer to form an ATE system. GPIB was initially developed by Hewlett Packard and was recognized as an IEEE standard in 1978. The IEEE488.1-1978 standard defines the convention for electrical and mechanical bus characteristics, as well as the state diagram for each bus function. In 1987, another standard was derived from the original IEEE488.1-1978 known as the IEEE488.2-1987. It was introduced to define data formats, common commands, and control protocols for instruments. In general, IEEE488.1 defines hardware specifications, and IEEE488.2 defines software specifications. The IEEE488 standard has been widely accepted by instrument vendors for the past few decades. Today, GPIB is still the most popular interface between computer and instruments.



ADLINK's LPCI-3488A and PXI-3488 GPIB controller interface cards are fully compatible with the IEEE488.2 instrumentation control and communication standard and are capable of controlling up to 14 stand-alone instruments via IEEE488 cables. The LPCI-3488A and PXI-3488 are designed to meet the requirements for high performance and maximum programming portability. The LPCI-3488A is developed using ADLINK's intellectual property in FPGAs which incorporates the GPIB controller, provides reliable GPIB bus control capability, and supports a transfer rate up to 1.5 MB/s. With APIs that are compatible with NI-488.2* driver software and VISA support, the LPCI-3488A and PXI-3488 offer the best compatibility with your existing applications and instrument drivers



Performance

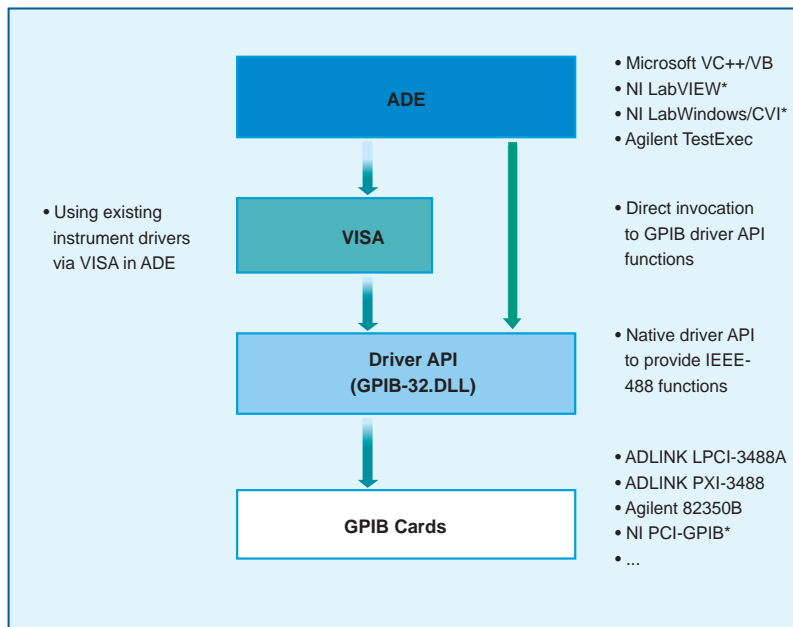
ADLINK's expertise in PCI and PXI interface cards was leveraged when developing these newly designed GPIB interface card. The LPCI-3488A, which is the low-profile PCI form factor, supports both 3.3 V and 5 V PCI buses and can be adapted to most industrial and desktop computers. The PXI-3488 is compliant with PXI specification Rev. 2.2 and can be used with most PXI and CompactPCI system. A built-in FIFO is placed between the GPIB bus and PCI controller to buffer GPIB read/write operations. This FIFO eliminates the gap between the slow GPIB bus (~1.5 MB/s) and the fast PCI bus (132 MB/s), and dramatically increases overall system performance.

Fully Compatible with Your Existing Applications

ADLINK GPIB interface cards are delivered with complete software support, including a driver API that is fully binary compatible with NI-488.2* driver software. All programs written based on GPIB-32.DLL can be executed with LPCI-3488A or PXI-3488 without any modification. VISA library is also supported to ensure compatibility with applications utilizing VISA. The ADLINK LPCI-3488A and PXI-3488 thus provides the "Plug and Play" compatibility with all your existing applications.

How ADLINK's GPIB Interface Cards Work?

The objective of a test and measurement application is to test a specific UUT (Unit Under Test) automatically. A typical automatic testing system includes testing programs and various testing equipment connected to the host computer via a GPIB interface. To manage the connections with GPIB instruments, testing programs are usually developed according to the following model:



ADEs (Application Development Environments), the environment where applications are written, are popular because users can implement any function needed using textual programming (ex. VC++/VB, TestExec) or graphical programming (ex. LabVIEW*) techniques. A vital part of a test and

measurement application is to control and communicate with GPIB instruments. Two techniques are generally used to control the GPIB interface: invoke the native driver API or use the existing instrument drivers via VISA.

A native driver API is provided by most GPIB interface vendors and is usually in the form of ANSI C functions. For users who need more detailed control over GPIB instruments, using a driver API with SCPI string commands is a good choice. For others who want to keep away from complicated instrument commands, instrument drivers developed for specific ADEs (ex. LabVIEW*/TestExec) can significantly simplify the complexity of instrument control. Most of the instrument drivers use a VISA library to control the GPIB interface and communicate with instruments. VISA support is essential in this case.

ADLINK GPIB interface cards work with your applications in both ways. Its GPIB-32.DLL provides binary compatibility with the popular NI-488.2* driver software. The LPCI-3488A and PXI-3488 also provide VISA library support that can be used with most common instrument drivers written by instrument vendors. Regardless if you are using

Specifications

GPIB Bus Specification

- Up to 14 instruments connected
- Maximum 1.5MB/s data transfer rate
- Cable length
 - 2 meters between each instrument (suggested)
 - 20 meters total cable length
- Data transfer mode: 8 bits parallel
- Handshake: 3 wire handshake, reception of each data byte is acknowledged

Certificate

- EMC/EMI: CE, FCC Class A

Programming Interface

- VB/VC++/BCB/Delphi
- LabVIEW™*
- LabWindows/CVI*

General Specification

- I/O connector : IEEE 488 standard 24-pin
- Operating temperature : 0 to 55°C
- Storage temperature : -20 to 80°C
- Relative humidity : 5 to 95%, non-condensing
- Power requirements
 - LPCI-3488A

+5 V
250 mA (typical)
300 mA (maximum)

- PXI-3488

+5 V	+3.3 V
400 mA (typical)	400 mA (typical)
750 mA (maximum)	750 mA (maximum)

- Dimension (not including connectors) :

- LPCI-3488A: 120 mm x 64 mm
- PXI-3488: 160 mm x 100 mm

Ordering Information

- **LPCI-3488A**
High-Performance IEEE488 GPIB Interface card for low-profile PCI bus, shipped with an additional low-profile bracket.
- **PXI-3488**
High-Performance IEEE488 GPIB Interface card for PXI/CompactPCI bus
- **ACL-IEEE488-1**
IEEE 488 standard cable, 1 meters length
- **ACL-IEEE488-2**
IEEE 488 standard cable, 2 meter length
- **ACL-IEEE488-4**
IEEE 488 standard cable, 4 meters length
- **ACL-IEEE488-8**
IEEE 488 standard cable, 8 meter length

Product names mentioned herein are used for identification purposes only and may be trademarks and/or registered trademarks of their respective companies.
*NI, LabVIEW, LabWindows, and CVI are trademarks or registered trademarks of National Instruments Corporation or its subsidiaries in the United States and other countries.